

KOTA BUKITTINGGI
RINGKASAN PERUBAHAN APBD YANG DIKLASIFIKASI MENURUT URUSAN PEMERINTAHAN DAERAH DAN ORGANISASI
TAHUN ANGGARAN 2023

| Kode | Urusan Pemerintahan Daerah | Sebelum Perubahan | | | | | | Sesudah Perubahan | | | | | |
|-------------|--|-----------------------|------------------------|-----------------------|---------------------|------------------|------------------------|-----------------------|------------------------|-----------------------|---------------------|------------------|------------------------|
| | | Pendapatan | Belanja | | | | Pendapatan | Belanja | | | | | |
| | | | Belanja Operasi | Belanja Modal | Belanja Tak Terduga | Belanja Transfer | | Jumlah Belanja | Belanja Operasi | Belanja Modal | Belanja Tak Terduga | Belanja Transfer | Jumlah Belanja |
| 1 | URUSAN PEMERINTAHAN WAJIB YANG BERKAITAN DENGAN PELAYANAN DASAR | 15.555.200.000 | 333.186.129.428 | 51.823.246.028 | 0 | 0 | 385.009.375.456 | 18.256.407.973 | 337.099.479.684 | 43.799.966.413 | 0 | 0 | 380.899.446.097 |
| 1 01 | URUSAN PEMERINTAHAN BIDANG PENDIDIKAN | 0 | 164.314.582.562 | 14.175.972.300 | 0 | 0 | 178.490.554.862 | 0 | 156.719.281.415 | 13.027.288.300 | 0 | 0 | 169.746.569.715 |
| 1 01 | 1.01.2.22.0.00.01.0000 Dinas Pendidikan dan Kebudayaan | 0 | 151.963.181.318 | 10.861.244.300 | 0 | 0 | 162.824.425.618 | 0 | 143.416.213.935 | 10.077.549.280 | 0 | 0 | 153.493.763.215 |
| 1 01 | 1.01.2.22.0.00.01.0001 SDN 01 Campago Ipuh | 0 | 126.889.000 | 28.811.000 | 0 | 0 | 155.700.000 | 0 | 133.800.000 | 21.900.000 | 0 | 0 | 155.700.000 |
| 1 01 | 1.01.2.22.0.00.01.0002 SDN 02 Campago Guguk Bulek | 0 | 106.400.000 | 38.500.000 | 0 | 0 | 144.900.000 | 0 | 122.400.000 | 45.000.000 | 0 | 0 | 167.400.000 |
| 1 01 | 1.01.2.22.0.00.01.0003 SDN 03 Pulau Anak Air | 0 | 108.000.000 | 0 | 0 | 0 | 108.000.000 | 0 | 121.513.750 | 8.986.250 | 0 | 0 | 130.500.000 |
| 1 01 | 1.01.2.22.0.00.01.0004 SDN 04 Garegeh | 0 | 164.200.000 | 116.600.000 | 0 | 0 | 280.800.000 | 0 | 197.890.000 | 82.910.000 | 0 | 0 | 280.800.000 |
| 1 01 | 1.01.2.22.0.00.01.0005 SDN 05 Percobaan Puhun Pintu Kabun | 0 | 160.800.000 | 32.700.000 | 0 | 0 | 193.500.000 | 0 | 160.628.100 | 32.871.900 | 0 | 0 | 193.500.000 |
| 1 01 | 1.01.2.22.0.00.01.0006 SDN 06 Pulau Anak Air | 0 | 135.200.000 | 17.800.000 | 0 | 0 | 153.000.000 | 0 | 130.100.000 | 22.900.000 | 0 | 0 | 153.000.000 |
| 1 01 | 1.01.2.22.0.00.01.0007 SDN 07 Kubu Gulai Bancah | 0 | 177.400.000 | 39.500.000 | 0 | 0 | 216.900.000 | 0 | 173.800.000 | 43.100.000 | 0 | 0 | 216.900.000 |
| 1 01 | 1.01.2.22.0.00.01.0008 SDN 08 Campago Ipuh | 0 | 92.700.000 | 27.000.000 | 0 | 0 | 119.700.000 | 0 | 109.250.000 | 10.450.000 | 0 | 0 | 119.700.000 |
| 1 01 | 1.01.2.22.0.00.01.0009 SDN 09 Manggis Ganting | 0 | 105.600.000 | 42.000.000 | 0 | 0 | 147.600.000 | 0 | 134.900.000 | 12.700.000 | 0 | 0 | 147.600.000 |
| 1 01 | 1.01.2.22.0.00.01.0010 SDN 10 Puhun Pintu Kabun | 0 | 107.200.000 | 26.000.000 | 0 | 0 | 133.200.000 | 0 | 106.200.000 | 27.000.000 | 0 | 0 | 133.200.000 |
| 1 01 | 1.01.2.22.0.00.01.0011 SDN 11 Campago Guguk Bulek | 0 | 104.400.000 | 35.100.000 | 0 | 0 | 139.500.000 | 0 | 105.400.000 | 34.100.000 | 0 | 0 | 139.500.000 |
| 1 01 | 1.01.2.22.0.00.01.0012 SDN 12 Puhun Pintu Kabun | 0 | 77.500.000 | 26.000.000 | 0 | 0 | 103.500.000 | 0 | 91.250.000 | 12.250.000 | 0 | 0 | 103.500.000 |
| 1 01 | 1.01.2.22.0.00.01.0013 SDN 13 Kubu Gulai Bancah | 0 | 78.700.000 | 27.500.000 | 0 | 0 | 106.200.000 | 0 | 88.600.000 | 17.600.000 | 0 | 0 | 106.200.000 |
| 1 01 | 1.01.2.22.0.00.01.0014 SDN 14 Tanjung Alam | 0 | 57.300.000 | 0 | 0 | 0 | 57.300.000 | 0 | 79.800.000 | 0 | 0 | 0 | 79.800.000 |

KOTA BUKITINGGI
RINGKASAN PERUBAHAN APBD YANG DIKLASIFIKASI MENURUT URUSAN PEMERINTAHAN DAERAH DAN ORGANISASI
TAHUN ANGGARAN 2023

| Kode | Urusan Pemerintahan Daerah | Sebelum Perubahan | | | | | | | Sesudah Perubahan | | | | |
|-----------------------------|-------------------------------------|-------------------|-----------------|---------------|---------------------|------------------|-------------|----------------|-------------------|---------------|---------------------|------------------|----------------|
| | | Pendapatan | Belanja | | | | Pendapatan | Belanja | | | | | |
| | | | Belanja Operasi | Belanja Modal | Belanja Tak Terduga | Belanja Transfer | | Jumlah Belanja | Belanja Operasi | Belanja Modal | Belanja Tak Terduga | Belanja Transfer | Jumlah Belanja |
| 1 01 1.01.2.22.0.00.01.0015 | SDN 15 Pulau Anak Air | 0 | 83.500.000 | 57.800.000 | 0 | 0 | 141.300.000 | 0 | 134.800.000 | 6.500.000 | 0 | 0 | 141.300.000 |
| 1 01 1.01.2.22.0.00.01.0016 | SDN 16 Campago Ipuh | 0 | 132.400.000 | 11.600.000 | 0 | 0 | 144.000.000 | 0 | 139.227.000 | 4.773.000 | 0 | 0 | 144.000.000 |
| 1 01 1.01.2.22.0.00.01.0017 | SDN 17 Manggis Ganting | 0 | 79.200.000 | 43.200.000 | 0 | 0 | 122.400.000 | 0 | 90.591.000 | 31.809.000 | 0 | 0 | 122.400.000 |
| 1 01 1.01.2.22.0.00.01.0018 | SDN 18 Campago Guguk Bulek | 0 | 78.400.000 | 53.000.000 | 0 | 0 | 131.400.000 | 0 | 101.017.000 | 30.383.000 | 0 | 0 | 131.400.000 |
| 1 01 1.01.2.22.0.00.01.0019 | SDN 01 Benteng Pasar Atas | 0 | 381.500.000 | 68.500.000 | 0 | 0 | 450.000.000 | 0 | 383.500.000 | 66.500.000 | 0 | 0 | 450.000.000 |
| 1 01 1.01.2.22.0.00.01.0020 | SDN 02 Percontohan Kayu Kubu | 0 | 481.100.000 | 25.600.000 | 0 | 0 | 506.700.000 | 0 | 480.720.000 | 25.980.000 | 0 | 0 | 506.700.000 |
| 1 01 1.01.2.22.0.00.01.0021 | SDN 03 Pakan Kurai | 0 | 358.407.000 | 102.593.000 | 0 | 0 | 461.000.000 | 0 | 356.707.000 | 129.293.000 | 0 | 0 | 486.000.000 |
| 1 01 1.01.2.22.0.00.01.0022 | SDN 04 Bukit Apit Puhun | 0 | 77.000.000 | 45.400.000 | 0 | 0 | 122.400.000 | 0 | 79.550.000 | 42.850.000 | 0 | 0 | 122.400.000 |
| 1 01 1.01.2.22.0.00.01.0023 | SDN 05 Tarok Dipo | 0 | 129.400.000 | 19.100.000 | 0 | 0 | 148.500.000 | 0 | 154.523.000 | 18.977.000 | 0 | 0 | 173.500.000 |
| 1 01 1.01.2.22.0.00.01.0024 | SDN 06 Aur Tajung Kang Tengah Sawah | 0 | 102.400.000 | 52.400.000 | 0 | 0 | 154.800.000 | 0 | 115.794.000 | 39.006.000 | 0 | 0 | 154.800.000 |
| 1 01 1.01.2.22.0.00.01.0025 | SDN 07 Teladan Bukit Cangang | 0 | 225.306.000 | 53.694.000 | 0 | 0 | 279.000.000 | 0 | 235.800.000 | 43.200.000 | 0 | 0 | 279.000.000 |
| 1 01 1.01.2.22.0.00.01.0026 | SDN 08 Tarok Dipo | 0 | 249.150.000 | 60.450.000 | 0 | 0 | 309.600.000 | 0 | 244.539.000 | 65.061.000 | 0 | 0 | 309.600.000 |
| 1 01 1.01.2.22.0.00.01.0027 | SDN 10 Aur Tajung Kang Tengah Sawah | 0 | 96.662.000 | 49.138.000 | 0 | 0 | 145.800.000 | 0 | 115.792.000 | 30.008.000 | 0 | 0 | 145.800.000 |
| 1 01 1.01.2.22.0.00.01.0028 | SDN 11 Bukit Apit Puhun | 0 | 117.900.000 | 22.500.000 | 0 | 0 | 140.400.000 | 0 | 140.400.000 | 22.500.000 | 0 | 0 | 162.900.000 |
| 1 01 1.01.2.22.0.00.01.0029 | SDN 12 Bukit Cangang | 0 | 110.000.000 | 16.000.000 | 0 | 0 | 126.000.000 | 0 | 114.318.000 | 11.682.000 | 0 | 0 | 126.000.000 |
| 1 01 1.01.2.22.0.00.01.0030 | SDN 13 Bukit Apit Puhun | 0 | 132.350.000 | 17.050.000 | 0 | 0 | 149.400.000 | 0 | 132.561.000 | 16.839.000 | 0 | 0 | 149.400.000 |
| 1 01 1.01.2.22.0.00.01.0031 | SDN 14 Aur Tajung Kang Tengah Sawah | 0 | 238.800.000 | 78.500.000 | 0 | 0 | 317.300.000 | 0 | 274.150.000 | 63.150.000 | 0 | 0 | 337.300.000 |
| 1 01 1.01.2.22.0.00.01.0032 | SDN 16 Tarok Dipo | 0 | 192.652.800 | 113.347.200 | 0 | 0 | 306.000.000 | 0 | 203.002.400 | 102.997.600 | 0 | 0 | 306.000.000 |
| 1 01 1.01.2.22.0.00.01.0033 | SDN 17 Pakan Kurai | 0 | 228.768.000 | 48.432.000 | 0 | 0 | 277.200.000 | 0 | 236.768.000 | 40.432.000 | 0 | 0 | 277.200.000 |

KOTA BUKITINGGI
RINGKASAN PERUBAHAN APBD YANG DIKLASIFIKASI MENURUT URUSAN PEMERINTAHAN DAERAH DAN ORGANISASI
TAHUN ANGGARAN 2023

| Kode | Urusan Pemerintahan Daerah | Sebelum Perubahan | | | | | | | Sesudah Perubahan | | | | |
|-----------------------------|-------------------------------------|-----------------------|-----------------------|----------------------|---------------------|------------------|-----------------------|-----------------------|------------------------|----------------------|---------------------|------------------|------------------------|
| | | Pendapatan | Belanja | | | | Pendapatan | Belanja | | | | | |
| | | | Belanja Operasi | Belanja Modal | Belanja Tak Terduga | Belanja Transfer | | Jumlah Belanja | Belanja Operasi | Belanja Modal | Belanja Tak Terduga | Belanja Transfer | Jumlah Belanja |
| 1 01 1.01.2.22.0.00.01.0034 | SDN 18 Tarok Dipo | 0 | 93.500.000 | 32.500.000 | 0 | 0 | 126.000.000 | 0 | 123.531.000 | 24.969.000 | 0 | 0 | 148.500.000 |
| 1 01 1.01.2.22.0.00.01.0035 | SDN 19 Aur Tajung Kang Tengah Sawah | 0 | 94.700.000 | 31.300.000 | 0 | 0 | 126.000.000 | 0 | 126.950.000 | 21.550.000 | 0 | 0 | 148.500.000 |
| 1 01 1.01.2.22.0.00.01.0036 | SDN 01 Ladang Cakiah | 0 | 112.986.000 | 34.614.000 | 0 | 0 | 147.600.000 | 0 | 133.406.720 | 36.693.280 | 0 | 0 | 170.100.000 |
| 1 01 1.01.2.22.0.00.01.0037 | SDN 02 Aur Kuning | 0 | 286.900.000 | 16.400.000 | 0 | 0 | 303.300.000 | 0 | 273.800.000 | 29.500.000 | 0 | 0 | 303.300.000 |
| 1 01 1.01.2.22.0.00.01.0038 | SDN 03 Pakan Labuah | 0 | 196.580.000 | 88.720.000 | 0 | 0 | 285.300.000 | 0 | 292.380.000 | 72.920.000 | 0 | 0 | 365.300.000 |
| 1 01 1.01.2.22.0.00.01.0039 | SDN 04 Birugo | 0 | 408.100.000 | 88.900.000 | 0 | 0 | 497.000.000 | 0 | 414.961.200 | 82.038.800 | 0 | 0 | 497.000.000 |
| 1 01 1.01.2.22.0.00.01.0040 | SDN 05 Birugo | 0 | 113.800.000 | 5.000.000 | 0 | 0 | 118.800.000 | 0 | 112.800.000 | 6.000.000 | 0 | 0 | 118.800.000 |
| 1 01 1.01.2.22.0.00.01.0041 | SDN 06 Parit Antang | 0 | 92.800.000 | 18.800.000 | 0 | 0 | 111.600.000 | 0 | 92.800.000 | 18.800.000 | 0 | 0 | 111.600.000 |
| 1 01 1.01.2.22.0.00.01.0042 | SDN 07 Belakang Balok | 0 | 139.300.000 | 20.000.000 | 0 | 0 | 159.300.000 | 0 | 204.300.000 | 35.000.000 | 0 | 0 | 239.300.000 |
| 1 01 1.01.2.22.0.00.01.0043 | SDN 08 Kubu Tanjung | 0 | 117.600.000 | 30.000.000 | 0 | 0 | 147.600.000 | 0 | 143.600.000 | 26.500.000 | 0 | 0 | 170.100.000 |
| 1 01 1.01.2.22.0.00.01.0044 | SDN 09 Belakang Balok | 0 | 172.300.000 | 39.200.000 | 0 | 0 | 211.500.000 | 0 | 198.600.000 | 12.900.000 | 0 | 0 | 211.500.000 |
| 1 01 1.01.2.22.0.00.01.0045 | SDN 10 Sapiran | 0 | 189.300.000 | 66.300.000 | 0 | 0 | 255.600.000 | 0 | 225.999.600 | 109.600.400 | 0 | 0 | 335.600.000 |
| 1 01 1.01.2.22.0.00.01.0046 | SDN 11 Aur Kuning | 0 | 119.900.000 | 24.100.000 | 0 | 0 | 144.000.000 | 0 | 119.900.000 | 24.100.000 | 0 | 0 | 144.000.000 |
| 1 01 1.01.2.22.0.00.01.0048 | SMPN 1 | 0 | 551.200.000 | 199.000.000 | 0 | 0 | 750.200.000 | 0 | 606.152.460 | 204.047.540 | 0 | 0 | 810.200.000 |
| 1 01 1.01.2.22.0.00.01.0049 | SMPN 2 | 0 | 874.400.000 | 188.500.000 | 0 | 0 | 1.062.900.000 | 0 | 873.373.600 | 224.526.400 | 0 | 0 | 1.097.900.000 |
| 1 01 1.01.2.22.0.00.01.0050 | SMPN 3 | 0 | 484.100.000 | 96.000.000 | 0 | 0 | 580.100.000 | 0 | 519.100.000 | 96.000.000 | 0 | 0 | 615.100.000 |
| 1 01 1.01.2.22.0.00.01.0051 | SMPN 4 | 0 | 795.960.000 | 174.740.000 | 0 | 0 | 970.700.000 | 0 | 900.338.750 | 70.361.250 | 0 | 0 | 970.700.000 |
| 1 01 1.01.2.22.0.00.01.0052 | SMPN 5 | 0 | 476.650.000 | 164.850.000 | 0 | 0 | 641.500.000 | 0 | 534.571.800 | 166.928.200 | 0 | 0 | 701.500.000 |
| 1 01 1.01.2.22.0.00.01.0053 | SMPN 6 | 0 | 504.500.000 | 159.100.000 | 0 | 0 | 663.600.000 | 0 | 518.898.600 | 179.701.400 | 0 | 0 | 698.600.000 |
| 1 01 1.01.2.22.0.00.01.0054 | SMPN 7 | 0 | 499.050.000 | 141.550.000 | 0 | 0 | 640.600.000 | 0 | 498.100.000 | 142.500.000 | 0 | 0 | 640.600.000 |
| 1 01 1.01.2.22.0.00.01.0055 | SMPN 8 | 0 | 325.200.000 | 176.000.000 | 0 | 0 | 501.200.000 | 0 | 346.343.400 | 154.856.600 | 0 | 0 | 501.200.000 |
| 1 01 1.01.2.22.0.00.01.0056 | UPTD TK NEGERI PEMBINA | 0 | 142.395.604 | 64.104.200 | 0 | 0 | 206.499.804 | 0 | 130.540.600 | 43.797.400 | 0 | 0 | 174.338.000 |
| 1 01 1.01.2.22.0.00.01.0057 | UPTD TK NEGERI 1 | 0 | 106.581.540 | 2.740.000 | 0 | 0 | 109.321.540 | 0 | 63.915.200 | 2.740.000 | 0 | 0 | 66.655.200 |
| 1 01 1.01.2.22.0.00.01.0058 | SPNF SKB Kota Bukittinggi | 0 | 356.413.300 | 56.494.600 | 0 | 0 | 412.907.900 | 0 | 359.413.300 | 0 | 0 | 0 | 359.413.300 |
| 1 02 | URUSAN PEMERINTAHAN BIDANG | 15.430.200.000 | 85.839.155.572 | 9.827.205.947 | 0 | 0 | 95.666.361.519 | 17.531.407.973 | 105.115.064.765 | 9.859.961.674 | 0 | 0 | 114.975.026.439 |

KOTA BUKITINGGI
RINGKASAN PERUBAHAN APBD YANG DIKLASIFIKASI MENURUT URUSAN PEMERINTAHAN DAERAH DAN ORGANISASI
TAHUN ANGGARAN 2023

| Kode | Urusan Pemerintahan Daerah | Sebelum Perubahan | | | | | | | Sesudah Perubahan | | | | | |
|-------------|----------------------------|---|--------------------|-----------------------|-----------------------|------------------|------------|-----------------------|--------------------|-----------------------|-----------------------|------------------|----------------|-----------------------|
| | | Pendapatan | Belanja | | | | Pendapatan | Belanja | | | | | | |
| | | | Belanja Operasi | Belanja Modal | Belanja Tak Terduga | Belanja Transfer | | Jumlah Belanja | Belanja Operasi | Belanja Modal | Belanja Tak Terduga | Belanja Transfer | Jumlah Belanja | |
| | KESEHATAN | | | | | | | | | | | | | |
| 1 02 | 1.02.1.02.0.00.01.0000 | Dinas Kesehatan | 15.430.200.000 | 56.302.412.882 | 3.584.565.929 | 0 | 0 | 59.886.978.811 | 17.531.407.973 | 64.523.773.669 | 3.715.156.629 | 0 | 0 | 68.238.930.298 |
| 1 02 | 1.02.1.02.0.00.01.0001 | UPTD Puskesmas Perkotaan Rasimah Ahmad | 0 | 1.848.869.260 | 37.550.000 | 0 | 0 | 1.886.419.260 | 0 | 2.164.198.428 | 112.618.000 | 0 | 0 | 2.276.816.428 |
| 1 02 | 1.02.1.02.0.00.01.0002 | UPTD Puskesmas Guguk Panjang | 0 | 1.936.035.350 | 45.000.000 | 0 | 0 | 1.981.035.350 | 0 | 2.409.688.620 | 147.650.000 | 0 | 0 | 2.557.338.620 |
| 1 02 | 1.02.1.02.0.00.01.0003 | UPTD Puskesmas Nilam Sari | 0 | 948.138.580 | 73.605.600 | 0 | 0 | 1.021.744.180 | 0 | 1.197.297.116 | 91.410.117 | 0 | 0 | 1.288.707.233 |
| 1 02 | 1.02.1.02.0.00.01.0004 | UPTD Puskesmas Mandiangin | 0 | 1.527.521.630 | 182.720.000 | 0 | 0 | 1.710.241.630 | 0 | 1.818.571.336 | 302.720.000 | 0 | 0 | 2.121.291.336 |
| 1 02 | 1.02.1.02.0.00.01.0005 | UPTD Puskesmas Gulai Banchah | 0 | 885.928.320 | 49.990.000 | 0 | 0 | 935.918.320 | 0 | 1.122.358.276 | 60.700.000 | 0 | 0 | 1.183.058.276 |
| 1 02 | 1.02.1.02.0.00.01.0006 | UPTD Puskesmas Tigo Baleh | 0 | 1.765.668.260 | 106.000.000 | 0 | 0 | 1.871.668.260 | 0 | 1.979.646.166 | 141.158.000 | 0 | 0 | 2.120.804.166 |
| 1 02 | 1.02.1.02.0.00.01.0007 | UPTD Puskesmas Plus Mandiangin | 0 | 1.027.196.500 | 80.845.000 | 0 | 0 | 1.108.041.500 | 0 | 1.158.308.180 | 108.378.040 | 0 | 0 | 1.266.686.220 |
| 1 02 | 1.02.1.02.0.00.01.0008 | UPTD Instalasi Farmasi | 0 | 2.258.649.650 | 0 | 0 | 0 | 2.258.649.650 | 0 | 2.146.877.020 | 10.000.000 | 0 | 0 | 2.156.877.020 |
| 1 02 | 1.02.1.02.0.00.01.0009 | UPTD Laboratorium Kesehatan | 0 | 546.488.600 | 0 | 0 | 0 | 546.488.600 | 0 | 600.529.421 | 0 | 0 | 0 | 600.529.421 |
| 1 02 | 1.02.1.02.0.00.01.0010 | Rumah Sakit Umum Daerah | 0 | 16.792.246.540 | 5.666.929.418 | 0 | 0 | 22.459.175.958 | 0 | 25.993.816.533 | 5.170.170.888 | 0 | 0 | 31.163.987.421 |
| 1 03 | | URUSAN PEMERINTAHAN BIDANG PEKERJAAN UMUM DAN PENATAAN RUANG | 120.000.000 | 21.251.618.684 | 15.558.635.800 | 0 | 0 | 36.810.254.484 | 720.000.000 | 18.907.364.230 | 11.630.919.141 | 0 | 0 | 30.538.283.371 |
| 1 03 | 1.03.2.10.0.00.01.0000 | Dinas Pekerjaan Umum dan Penataan Ruang | 120.000.000 | 20.508.601.634 | 15.444.835.800 | 0 | 0 | 35.953.437.434 | 720.000.000 | 18.157.634.010 | 11.544.919.141 | 0 | 0 | 29.702.553.151 |
| 1 03 | 1.03.2.10.0.00.01.0001 | UPTD Penerangan Fasilitas Umum | 0 | 2.801.000 | 0 | 0 | 0 | 2.801.000 | 0 | 2.801.000 | 0 | 0 | 0 | 2.801.000 |
| 1 03 | 1.03.2.10.0.00.01.0002 | UPTD Perlengkapan dan Peralatan | 0 | 740.216.050 | 113.800.000 | 0 | 0 | 854.016.050 | 0 | 746.929.220 | 86.000.000 | 0 | 0 | 832.929.220 |

KOTA BUKITINGGI
RINGKASAN PERUBAHAN APBD YANG DIKLASIFIKASI MENURUT URUSAN PEMERINTAHAN DAERAH DAN ORGANISASI
TAHUN ANGGARAN 2023

| Kode | Urusan Pemerintahan Daerah | Sebelum Perubahan | | | | | | | Sesudah Perubahan | | | | |
|-----------------------------|--|----------------------|------------------------|-----------------------|---------------------|------------------|------------------------|----------------------|------------------------|----------------------|---------------------|------------------|------------------------|
| | | Pendapatan | Belanja | | | | | Pendapatan | Belanja | | | | |
| | | | Belanja Operasi | Belanja Modal | Belanja Tak Terduga | Belanja Transfer | Jumlah Belanja | | Belanja Operasi | Belanja Modal | Belanja Tak Terduga | Belanja Transfer | Jumlah Belanja |
| 1 04 | URUSAN PEMERINTAHAN BIDANG PERUMAHAN DAN KAWASAN PERMUKIMAN | 5.000.000 | 10.590.547.132 | 12.110.749.881 | 0 | 0 | 22.701.297.013 | 5.000.000 | 10.264.677.632 | 9.068.453.298 | 0 | 0 | 19.333.130.930 |
| 1 04 1.04.2.10.0.00.01.0000 | Dinas Perumahan dan Kawasan Permukiman | 0 | 0 | 0 | 0 | 0 | 0 | 0 | 0 | 0 | 0 | 0 | 0 |
| 1 04 1.04.2.10.0.00.02.0000 | Dinas Perumahan dan Kawasan Permukiman | 5.000.000 | 10.590.547.132 | 12.110.749.881 | 0 | 0 | 22.701.297.013 | 5.000.000 | 10.264.677.632 | 9.068.453.298 | 0 | 0 | 19.333.130.930 |
| 1 05 | URUSAN PEMERINTAHAN BIDANG KETENTERAMAN DAN KETERTIBAN UMUM SERTA PERLINDUNGAN MASYARAKAT | 0 | 35.863.079.595 | 122.546.200 | 0 | 0 | 35.985.625.795 | 0 | 33.444.603.845 | 183.839.700 | 0 | 0 | 33.628.443.545 |
| 1 05 1.05.0.00.0.00.01.0000 | Dinas Pemadam Kebakaran dan Penyelamatan | 0 | 9.645.477.838 | 0 | 0 | 0 | 9.645.477.838 | 0 | 7.773.654.734 | 0 | 0 | 0 | 7.773.654.734 |
| 1 05 1.05.0.00.0.00.02.0000 | Satuan Polisi Pamong Praja | 0 | 20.679.331.485 | 0 | 0 | 0 | 20.679.331.485 | 0 | 20.002.638.742 | 11.433.000 | 0 | 0 | 20.014.071.742 |
| 1 05 1.05.0.00.0.00.03.0000 | Badan Penanggulangan Bencana Daerah | 0 | 5.538.270.272 | 122.546.200 | 0 | 0 | 5.660.816.472 | 0 | 5.668.310.369 | 172.406.700 | 0 | 0 | 5.840.717.069 |
| 1 05 1.05.1.05.1.05.01.0000 | Dinas Kebakaran | 0 | 0 | 0 | 0 | 0 | 0 | 0 | 0 | 0 | 0 | 0 | 0 |
| 1 06 | URUSAN PEMERINTAHAN BIDANG SOSIAL | 0 | 15.327.145.883 | 28.135.900 | 0 | 0 | 15.355.281.783 | 0 | 12.648.487.797 | 29.504.300 | 0 | 0 | 12.677.992.097 |
| 1 06 1.06.0.00.0.00.01.0000 | Dinas Sosial | 0 | 15.327.145.883 | 28.135.900 | 0 | 0 | 15.355.281.783 | 0 | 12.648.487.797 | 29.504.300 | 0 | 0 | 12.677.992.097 |
| 2 | URUSAN PEMERINTAHAN WAJIB YANG TIDAK BERKAITAN DENGAN PELAYANAN DASAR | 8.445.079.000 | 126.265.291.413 | 6.495.314.030 | 0 | 0 | 132.760.605.443 | 5.868.099.000 | 123.203.140.439 | 7.101.351.860 | 0 | 0 | 130.304.492.299 |
| 2 07 | URUSAN PEMERINTAHAN BIDANG TENAGA KERJA | 0 | 2.625.687.800 | 0 | 0 | 0 | 2.625.687.800 | 0 | 1.677.773.000 | 10.289.700 | 0 | 0 | 1.688.062.700 |

KOTA BUKITINGGI
RINGKASAN PERUBAHAN APBD YANG DIKLASIFIKASI MENURUT URUSAN PEMERINTAHAN DAERAH DAN ORGANISASI
TAHUN ANGGARAN 2023

| Kode | Urusan Pemerintahan Daerah | Sebelum Perubahan | | | | | | | Sesudah Perubahan | | | | | |
|-----------------------------|--|----------------------|-----------------------|----------------------|---------------------|------------------|-----------------------|----------------------|-----------------------|----------------------|---------------------|------------------|-----------------------|---|
| | | Pendapatan | Belanja | | | | Pendapatan | Belanja | | | | | | |
| | | | Belanja Operasi | Belanja Modal | Belanja Tak Terduga | Belanja Transfer | | Jumlah Belanja | Belanja Operasi | Belanja Modal | Belanja Tak Terduga | Belanja Transfer | Jumlah Belanja | |
| 2 10 1.04.2.10.0.00.01.0000 | Dinas Perumahan dan Kawasan Pemukiman | 0 | 0 | 0 | 0 | 0 | 0 | 0 | 0 | 0 | 0 | 0 | 0 | 0 |
| 2 10 1.04.2.10.0.00.02.0000 | Dinas Perumahan dan Kawasan Permukiman | 0 | 563.659.350 | 37.500.000 | 0 | 0 | 601.159.350 | 0 | 451.530.086 | 37.500.000 | 0 | 0 | 489.030.086 | |
| 2 11 | URUSAN PEMERINTAHAN BIDANG LINGKUNGAN HIDUP | 2.050.000.000 | 35.088.392.116 | 1.867.624.000 | 0 | 0 | 36.956.016.116 | 1.200.000.000 | 36.486.429.438 | 2.247.869.800 | 0 | 0 | 38.734.299.238 | |
| 2 11 2.11.0.00.0.00.01.0000 | Dinas Lingkungan Hidup | 2.050.000.000 | 35.088.392.116 | 1.867.624.000 | 0 | 0 | 36.956.016.116 | 1.200.000.000 | 36.486.429.438 | 2.247.869.800 | 0 | 0 | 38.734.299.238 | |
| 2 12 | URUSAN PEMERINTAHAN BIDANG ADMINISTRASI KEPENDUDUKAN DAN PENCATATAN SIPIL | 0 | 5.917.992.277 | 508.831.400 | 0 | 0 | 6.426.823.677 | 0 | 5.595.088.550 | 379.274.200 | 0 | 0 | 5.974.362.750 | |
| 2 12 2.12.0.00.0.00.01.0000 | Dinas Kependudukan dan Pencatatan Sipil | 0 | 5.917.992.277 | 508.831.400 | 0 | 0 | 6.426.823.677 | 0 | 5.595.088.550 | 379.274.200 | 0 | 0 | 5.974.362.750 | |
| 2 14 | URUSAN PEMERINTAHAN BIDANG PENGENDALIAN PENDUDUK DAN KELUARGA BERENCANA | 0 | 4.036.591.020 | 1.420.000.000 | 0 | 0 | 5.456.591.020 | 0 | 3.924.046.874 | 1.420.000.000 | 0 | 0 | 5.344.046.874 | |
| 2 14 2.08.2.14.0.00.01.0000 | Dinas Pemberdayaan Perempuan dan Perlindungan Anak , Pengendalian Penduduk dan KB | 0 | 0 | 0 | 0 | 0 | 0 | 0 | 0 | 0 | 0 | 0 | 0 | |
| 2 14 2.08.2.14.0.00.02.0000 | Dinas Pemberdayaan Perempuan, Perlindungan Anak , Pengendalian Penduduk dan Keluarga Berencana | 0 | 4.036.591.020 | 1.420.000.000 | 0 | 0 | 5.456.591.020 | 0 | 3.924.046.874 | 1.420.000.000 | 0 | 0 | 5.344.046.874 | |
| 2 15 | URUSAN PEMERINTAHAN BIDANG | 5.154.679.000 | 16.682.131.166 | 1.725.613.500 | 0 | 0 | 18.407.744.666 | 4.247.699.000 | 17.701.626.189 | 1.716.376.600 | 0 | 0 | 19.418.002.789 | |

KOTA BUKITINGGI
RINGKASAN PERUBAHAN APBD YANG DIKLASIFIKASI MENURUT URUSAN PEMERINTAHAN DAERAH DAN ORGANISASI
TAHUN ANGGARAN 2023

| Kode | Urusan Pemerintahan Daerah | Sebelum Perubahan | | | | | | | Sesudah Perubahan | | | | | |
|-------------|--|--------------------|-----------------------|--------------------|---------------------|------------------|-----------------------|--------------------|----------------------|--------------------|---------------------|------------------|----------------------|--|
| | | Pendapatan | Belanja | | | | Pendapatan | Belanja | | | | | | |
| | | | Belanja Operasi | Belanja Modal | Belanja Tak Terduga | Belanja Transfer | | Jumlah Belanja | Belanja Operasi | Belanja Modal | Belanja Tak Terduga | Belanja Transfer | Jumlah Belanja | |
| | Perindustrian dan Tenaga Kerja | | | | | | | | | | | | | |
| 2 19 | URUSAN PEMERINTAHAN BIDANG KEPEMUDAAN DAN OLAHRAGA | 150.000.000 | 11.308.312.604 | 241.020.800 | 0 | 0 | 11.549.333.404 | 150.000.000 | 8.941.310.955 | 454.540.660 | 0 | 0 | 9.395.851.615 | |
| 2 19 | 2.19.0.00.0.00.03.0000 Dinas Pemuda dan Olah Raga | 150.000.000 | 11.308.312.604 | 241.020.800 | 0 | 0 | 11.549.333.404 | 150.000.000 | 8.941.310.955 | 454.540.660 | 0 | 0 | 9.395.851.615 | |
| 2 19 | 3.26.2.19.0.00.01.0000 Dinas Pariwisata, Pemuda dan Olahraga | 0 | 0 | 0 | 0 | 0 | 0 | 0 | 0 | 0 | 0 | 0 | 0 | |
| 2 20 | URUSAN PEMERINTAHAN BIDANG STATISTIK | 0 | 74.092.200 | 0 | 0 | 0 | 74.092.200 | 0 | 57.812.200 | 0 | 0 | 0 | 57.812.200 | |
| 2 20 | 2.16.2.21.2.20.01.0000 Dinas Komunikasi dan Informatika | 0 | 74.092.200 | 0 | 0 | 0 | 74.092.200 | 0 | 57.812.200 | 0 | 0 | 0 | 57.812.200 | |
| 2 21 | URUSAN PEMERINTAHAN BIDANG PERSANDIAN | 0 | 51.339.600 | 0 | 0 | 0 | 51.339.600 | 0 | 38.339.600 | 0 | 0 | 0 | 38.339.600 | |
| 2 21 | 2.16.2.21.2.20.01.0000 Dinas Komunikasi dan Informatika | 0 | 51.339.600 | 0 | 0 | 0 | 51.339.600 | 0 | 38.339.600 | 0 | 0 | 0 | 38.339.600 | |
| 2 22 | URUSAN PEMERINTAHAN BIDANG KEBUDAYAAN | 0 | 2.746.189.008 | 0 | 0 | 0 | 2.746.189.008 | 0 | 2.751.647.768 | 0 | 0 | 0 | 2.751.647.768 | |
| 2 22 | 1.01.2.22.0.00.01.0000 Dinas Pendidikan dan Kebudayaan | 0 | 2.746.189.008 | 0 | 0 | 0 | 2.746.189.008 | 0 | 2.751.647.768 | 0 | 0 | 0 | 2.751.647.768 | |
| 2 23 | URUSAN PEMERINTAHAN BIDANG PERPUSTAKAAN | 0 | 4.489.329.052 | 179.778.530 | 0 | 0 | 4.669.107.582 | 0 | 4.754.261.176 | 229.103.100 | 0 | 0 | 4.983.364.276 | |
| 2 23 | 2.23.2.24.0.00.01.0000 Dinas Perpustakaan dan Kearsipan | 0 | 4.489.329.052 | 179.778.530 | 0 | 0 | 4.669.107.582 | 0 | 4.754.261.176 | 229.103.100 | 0 | 0 | 4.983.364.276 | |
| 2 24 | URUSAN PEMERINTAHAN BIDANG KEARSIPAN | 0 | 211.890.950 | 779.600 | 0 | 0 | 212.670.550 | 0 | 89.620.250 | 23.483.400 | 0 | 0 | 113.103.650 | |

KOTA BUKITINGGI
RINGKASAN PERUBAHAN APBD YANG DIKLASIFIKASI MENURUT URUSAN PEMERINTAHAN DAERAH DAN ORGANISASI
TAHUN ANGGARAN 2023

| Kode | Urusan Pemerintahan Daerah | Sebelum Perubahan | | | | | | | Sesudah Perubahan | | | | |
|-----------------------------|---|------------------------|------------------------|----------------------|----------------------|----------------------|------------------------|------------------------|------------------------|----------------------|----------------------|----------------------|------------------------|
| | | Pendapatan | Belanja | | | | | Pendapatan | Belanja | | | | |
| | | | Belanja Operasi | Belanja Modal | Belanja Tak Terduga | Belanja Transfer | Jumlah Belanja | | Belanja Operasi | Belanja Modal | Belanja Tak Terduga | Belanja Transfer | Jumlah Belanja |
| 3 30 2.17.3.30.0.00.01.0001 | UPTD Kemetrolgian | 0 | 0 | 0 | 0 | 0 | 0 | 0 | 0 | 0 | 0 | 0 | 0 |
| 3 30 3.30.3.31.0.00.04.0000 | Dinas Perdagangan dan Perindustrian | 30.245.000.000 | 20.474.691.658 | 17.803.223.200 | 0 | 0 | 38.277.914.858 | 12.615.000.000 | 18.808.094.382 | 15.122.573.200 | 0 | 0 | 33.930.667.582 |
| 3 30 3.30.3.31.0.00.04.0001 | UPTD Kemetrolgian | 0 | 270.431.712 | 88.156.200 | 0 | 0 | 358.587.912 | 0 | 270.431.712 | 88.156.200 | 0 | 0 | 358.587.912 |
| 3 31 | URUSAN PEMERINTAHAN BIDANG PERINDUSTRIAN | 0 | 1.336.400.750 | 0 | 0 | 0 | 1.336.400.750 | 0 | 1.169.193.751 | 0 | 0 | 0 | 1.169.193.751 |
| 3 31 2.18.3.31.2.07.01.0000 | Dinas Penanaman Modal, Pelayanan Terpadu Satu Pintu, Perindustrian dan Tenaga Kerja | 0 | 0 | 0 | 0 | 0 | 0 | 0 | 0 | 0 | 0 | 0 | 0 |
| 3 31 2.18.3.31.2.07.01.0001 | UPTD Kerajinan Industri | 0 | 0 | 0 | 0 | 0 | 0 | 0 | 0 | 0 | 0 | 0 | 0 |
| 3 31 3.30.3.31.0.00.04.0000 | Dinas Perdagangan dan Perindustrian | 0 | 1.053.266.670 | 0 | 0 | 0 | 1.053.266.670 | 0 | 856.098.135 | 0 | 0 | 0 | 856.098.135 |
| 3 31 3.30.3.31.0.00.04.0002 | UPTD Kerajinan Industri | 0 | 283.134.080 | 0 | 0 | 0 | 283.134.080 | 0 | 313.095.616 | 0 | 0 | 0 | 313.095.616 |
| 4 | UNSUR PENDUKUNG URUSAN PEMERINTAHAN | 0 | 110.850.508.774 | 3.568.847.900 | 0 | 0 | 114.419.356.674 | 0 | 108.058.581.223 | 6.488.494.583 | 0 | 0 | 114.547.075.806 |
| 4 01 | SEKRETARIAT DAERAH | 0 | 67.111.791.671 | 2.814.058.100 | 0 | 0 | 69.925.849.771 | 0 | 69.985.940.436 | 2.684.053.183 | 0 | 0 | 72.669.993.619 |
| 4 01 4.01.0.00.0.00.02.0000 | Sekretariat Daerah | 0 | 67.111.791.671 | 2.814.058.100 | 0 | 0 | 69.925.849.771 | 0 | 69.985.940.436 | 2.684.053.183 | 0 | 0 | 72.669.993.619 |
| 4 02 | SEKRETARIAT DPRD | 0 | 43.738.717.103 | 754.789.800 | 0 | 0 | 44.493.506.903 | 0 | 38.072.640.787 | 3.804.441.400 | 0 | 0 | 41.877.082.187 |
| 4 02 4.02.4.02.4.02.02.0000 | Sekretariat DPRD | 0 | 43.738.717.103 | 754.789.800 | 0 | 0 | 44.493.506.903 | 0 | 38.072.640.787 | 3.804.441.400 | 0 | 0 | 41.877.082.187 |
| 5 | UNSUR PENUNJANG URUSAN PEMERINTAHAN | 663.601.714.894 | 31.735.577.119 | 727.544.400 | 5.000.000.000 | 9.450.620.000 | 46.913.741.519 | 663.583.329.361 | 30.840.129.176 | 1.034.890.555 | 1.000.000.000 | 9.450.620.000 | 42.325.639.731 |
| 5 01 | PERENCANAAN | 0 | 5.722.059.607 | 240.000.000 | 0 | 0 | 5.962.059.607 | 0 | 5.889.037.502 | 219.839.900 | 0 | 0 | 6.108.877.402 |
| 5 01 5.01.5.05.0.00.01.0000 | Badan Perencanaan Pembangunan Penelitian dan Pengembangan Daerah | 0 | 0 | 0 | 0 | 0 | 0 | 0 | 0 | 0 | 0 | 0 | 0 |
| 5 01 5.01.5.05.0.00.02.0000 | Badan Perencanaan Pembangunan, | 0 | 5.722.059.607 | 240.000.000 | 0 | 0 | 5.962.059.607 | 0 | 5.889.037.502 | 219.839.900 | 0 | 0 | 6.108.877.402 |

KOTA BUKITINGGI
RINGKASAN PERUBAHAN APBD YANG DIKLASIFIKASI MENURUT URUSAN PEMERINTAHAN DAERAH DAN ORGANISASI
TAHUN ANGGARAN 2023

| Kode | Urusan Pemerintahan Daerah | Sebelum Perubahan | | | | | | | Sesudah Perubahan | | | | | |
|-------------|---|------------------------|-----------------------|----------------------|----------------------|----------------------|-----------------------|------------------------|-----------------------|----------------------|----------------------|----------------------|-----------------------|--|
| | | Pendapatan | Belanja | | | | Pendapatan | Belanja | | | | | | |
| | | | Belanja Operasi | Belanja Modal | Belanja Tak Terduga | Belanja Transfer | | Jumlah Belanja | Belanja Operasi | Belanja Modal | Belanja Tak Terduga | Belanja Transfer | Jumlah Belanja | |
| | Penelitian dan Pengembangan Daerah | | | | | | | | | | | | | |
| 5 02 | KEUANGAN | 663.601.714.894 | 18.868.600.595 | 487.544.400 | 5.000.000.000 | 9.450.620.000 | 33.806.764.995 | 663.583.329.361 | 18.513.792.924 | 815.050.655 | 1.000.000.000 | 9.450.620.000 | 29.779.463.579 | |
| 5 02 | 5.02.0.00.0.00.01.0000 Badan Keuangan | 663.601.714.894 | 18.868.600.595 | 487.544.400 | 5.000.000.000 | 9.450.620.000 | 33.806.764.995 | 663.583.329.361 | 18.513.792.924 | 815.050.655 | 1.000.000.000 | 9.450.620.000 | 29.779.463.579 | |
| 5 03 | KEPEGAWAIAN | 0 | 5.903.186.347 | 0 | 0 | 0 | 5.903.186.347 | 0 | 5.674.613.446 | 0 | 0 | 0 | 5.674.613.446 | |
| 5 03 | 5.03.5.04.0.00.01.0000 Badan Kepegawaian dan Pengembangan Sumber Daya Manusia | 0 | 5.903.186.347 | 0 | 0 | 0 | 5.903.186.347 | 0 | 5.674.613.446 | 0 | 0 | 0 | 5.674.613.446 | |
| 5 04 | PENDIDIKAN DAN PELATIHAN | 0 | 914.663.670 | 0 | 0 | 0 | 914.663.670 | 0 | 670.099.304 | 0 | 0 | 0 | 670.099.304 | |
| 5 04 | 5.03.5.04.0.00.01.0000 Badan Kepegawaian dan Pengembangan Sumber Daya Manusia | 0 | 914.663.670 | 0 | 0 | 0 | 914.663.670 | 0 | 670.099.304 | 0 | 0 | 0 | 670.099.304 | |
| 5 05 | PENELITIAN DAN PENGEMBANGAN | 0 | 327.066.900 | 0 | 0 | 0 | 327.066.900 | 0 | 92.586.000 | 0 | 0 | 0 | 92.586.000 | |
| 5 05 | 5.01.5.05.0.00.01.0000 Badan Perencanaan Pembangunan Penelitian dan Pengembangan Daerah | 0 | 0 | 0 | 0 | 0 | 0 | 0 | 0 | 0 | 0 | 0 | 0 | |
| 5 05 | 5.01.5.05.0.00.02.0000 Badan Perencanaan Pembangunan, Penelitian dan Pengembangan Daerah | 0 | 327.066.900 | 0 | 0 | 0 | 327.066.900 | 0 | 92.586.000 | 0 | 0 | 0 | 92.586.000 | |
| 6 | UNSUR PENGAWASAN URUSAN PEMERINTAHAN | 0 | 8.577.784.811 | 325.184.000 | 0 | 0 | 8.902.968.811 | 0 | 8.320.971.273 | 321.961.900 | 0 | 0 | 8.642.933.173 | |
| 6 01 | INSPEKTORAT DAERAH | 0 | 8.577.784.811 | 325.184.000 | 0 | 0 | 8.902.968.811 | 0 | 8.320.971.273 | 321.961.900 | 0 | 0 | 8.642.933.173 | |
| 6 01 | 6.01.0.00.0.00.01.0000 Inspektorat | 0 | 0 | 0 | 0 | 0 | 0 | 0 | 0 | 0 | 0 | 0 | 0 | |
| 6 01 | 6.01.0.00.0.00.02.0000 Inspektorat Daerah | 0 | 8.577.784.811 | 325.184.000 | 0 | 0 | 8.902.968.811 | 0 | 8.320.971.273 | 321.961.900 | 0 | 0 | 8.642.933.173 | |
| 7 | UNSUR KEWILAYAHAN | 0 | 52.177.304.299 | 5.532.514.600 | 0 | 0 | 57.709.818.899 | 0 | 48.808.695.460 | 3.129.965.754 | 0 | 0 | 51.938.661.214 | |
| 7 01 | KECAMATAN | 0 | 52.177.304.299 | 5.532.514.600 | 0 | 0 | 57.709.818.899 | 0 | 48.808.695.460 | 3.129.965.754 | 0 | 0 | 51.938.661.214 | |
| 7 01 | 7.01.0.00.0.00.01.0000 Kecamatan Mandiangin Koto Selayan | 0 | 10.742.377.794 | 1.559.100 | 0 | 0 | 10.743.936.894 | 0 | 9.540.655.801 | 52.833.000 | 0 | 0 | 9.593.488.801 | |

KOTA BUKITINGGI
RINGKASAN PERUBAHAN APBD YANG DIKLASIFIKASI MENURUT URUSAN PEMERINTAHAN DAERAH DAN ORGANISASI
TAHUN ANGGARAN 2023

| Kode | Urusan Pemerintahan Daerah | Sebelum Perubahan | | | | | | | Sesudah Perubahan | | | | |
|-----------------------------|---------------------------------------|-------------------|-----------------|---------------|---------------------|------------------|----------------|----------------|-------------------|---------------|---------------------|------------------|----------------|
| | | Pendapatan | Belanja | | | | Pendapatan | Belanja | | | | | |
| | | | Belanja Operasi | Belanja Modal | Belanja Tak Terduga | Belanja Transfer | | Jumlah Belanja | Belanja Operasi | Belanja Modal | Belanja Tak Terduga | Belanja Transfer | Jumlah Belanja |
| 7 01 7.01.0.00.0.00.01.0001 | Kelurahan Koto Salayan | 0 | 611.144.890 | 4.677.200 | 0 | 0 | 615.822.090 | 0 | 472.784.458 | 0 | 0 | 0 | 472.784.458 |
| 7 01 7.01.0.00.0.00.01.0002 | Kelurahan Campago Ipuh | 0 | 1.437.399.660 | 0 | 0 | 0 | 1.437.399.660 | 0 | 1.441.664.312 | 0 | 0 | 0 | 1.441.664.312 |
| 7 01 7.01.0.00.0.00.01.0003 | Kelurahan Manggis Ganting | 0 | 899.158.718 | 0 | 0 | 0 | 899.158.718 | 0 | 663.315.208 | 44.989.000 | 0 | 0 | 708.304.208 |
| 7 01 7.01.0.00.0.00.01.0004 | Kelurahan Pulai Anak Air | 0 | 1.062.363.690 | 0 | 0 | 0 | 1.062.363.690 | 0 | 1.024.890.980 | 19.200.000 | 0 | 0 | 1.044.090.980 |
| 7 01 7.01.0.00.0.00.01.0005 | Kelurahan Puhun Pintu Kabun | 0 | 995.874.590 | 0 | 0 | 0 | 995.874.590 | 0 | 966.839.608 | 0 | 0 | 0 | 966.839.608 |
| 7 01 7.01.0.00.0.00.01.0006 | Kelurahan Puhun Tembok | 0 | 655.310.060 | 14.598.500 | 0 | 0 | 669.908.560 | 0 | 642.380.912 | 0 | 0 | 0 | 642.380.912 |
| 7 01 7.01.0.00.0.00.01.0007 | Kelurahan Kubu Gulai Bancah | 0 | 859.401.840 | 0 | 0 | 0 | 859.401.840 | 0 | 805.097.458 | 3.870.700 | 0 | 0 | 808.968.158 |
| 7 01 7.01.0.00.0.00.01.0008 | Kelurahan Campago Guguk Bulek | 0 | 1.292.051.410 | 0 | 0 | 0 | 1.292.051.410 | 0 | 1.235.749.512 | 0 | 0 | 0 | 1.235.749.512 |
| 7 01 7.01.0.00.0.00.01.0009 | Kelurahan Garegeh | 0 | 659.256.190 | 15.000.000 | 0 | 0 | 674.256.190 | 0 | 588.021.758 | 15.000.000 | 0 | 0 | 603.021.758 |
| 7 01 7.01.0.00.0.00.02.0000 | Kecamatan Guguk Panjang | 0 | 10.871.088.878 | 2.413.300.000 | 0 | 0 | 13.284.388.878 | 0 | 9.187.915.871 | 1.930.345.449 | 0 | 0 | 11.118.261.320 |
| 7 01 7.01.0.00.0.00.02.0001 | Kelurahan Kayu Kubu | 0 | 735.427.558 | 216.004.300 | 0 | 0 | 951.431.858 | 0 | 719.273.585 | 118.122.900 | 0 | 0 | 837.396.485 |
| 7 01 7.01.0.00.0.00.02.0002 | Kelurahan Pakan Kurai | 0 | 869.747.358 | 93.371.800 | 0 | 0 | 963.119.158 | 0 | 779.365.908 | 94.931.105 | 0 | 0 | 874.297.013 |
| 7 01 7.01.0.00.0.00.02.0003 | Kelurahan Benteng Pasar Atas | 0 | 572.410.312 | 58.984.300 | 0 | 0 | 631.394.612 | 0 | 528.114.430 | 58.629.400 | 0 | 0 | 586.743.830 |
| 7 01 7.01.0.00.0.00.02.0004 | Kelurahan Bukit Cangang Kayu Ramang | 0 | 629.349.728 | 217.600.000 | 0 | 0 | 846.949.728 | 0 | 613.955.496 | 245.499.200 | 0 | 0 | 859.454.696 |
| 7 01 7.01.0.00.0.00.02.0005 | Kelurahan Aur Tajungkang Tengah Sawah | 0 | 924.731.212 | 147.797.300 | 0 | 0 | 1.072.528.512 | 0 | 955.407.184 | 54.987.700 | 0 | 0 | 1.010.394.884 |
| 7 01 7.01.0.00.0.00.02.0006 | Kelurahan Tarok Dipo | 0 | 1.777.411.166 | 0 | 0 | 0 | 1.777.411.166 | 0 | 1.806.612.000 | 0 | 0 | 0 | 1.806.612.000 |
| 7 01 7.01.0.00.0.00.02.0007 | Kelurahan Bukit Apit Puhun | 0 | 870.337.966 | 30.622.100 | 0 | 0 | 900.960.066 | 0 | 959.393.921 | 30.622.100 | 0 | 0 | 990.016.021 |

KOTA BUKITTINGGI
RINGKASAN PERUBAHAN APBD YANG DIKLASIFIKASI MENURUT URUSAN PEMERINTAHAN DAERAH DAN ORGANISASI
TAHUN ANGGARAN 2023

| Kode | Urusan Pemerintahan Daerah | Sebelum Perubahan | | | | | | | Sesudah Perubahan | | | | |
|-----------------------------|------------------------------------|------------------------|------------------------|-----------------------|----------------------|----------------------|------------------------|------------------------|------------------------|-----------------------|----------------------|----------------------|------------------------|
| | | Pendapatan | Belanja | | | | Pendapatan | Belanja | | | | | |
| | | | Belanja Operasi | Belanja Modal | Belanja Tak Terduga | Belanja Transfer | | Jumlah Belanja | Belanja Operasi | Belanja Modal | Belanja Tak Terduga | Belanja Transfer | Jumlah Belanja |
| 7 01 7.01.0.00.0.00.03.0000 | Kecamatan Aur Birugo Tigo Baleh | 0 | 9.513.341.553 | 2.249.000.000 | 0 | 0 | 11.762.341.553 | 0 | 9.681.148.090 | 364.735.200 | 0 | 0 | 10.045.883.290 |
| 7 01 7.01.0.00.0.00.03.0001 | Kelurahan Belakang Balok | 0 | 881.714.464 | 8.000.000 | 0 | 0 | 889.714.464 | 0 | 876.274.796 | 8.000.000 | 0 | 0 | 884.274.796 |
| 7 01 7.01.0.00.0.00.03.0002 | Kelurahan Birugo | 0 | 805.902.186 | 8.000.000 | 0 | 0 | 813.902.186 | 0 | 818.960.812 | 9.700.000 | 0 | 0 | 828.660.812 |
| 7 01 7.01.0.00.0.00.03.0003 | Kelurahan Aur Kuning | 0 | 1.211.013.862 | 8.000.000 | 0 | 0 | 1.219.013.862 | 0 | 1.220.213.792 | 7.500.000 | 0 | 0 | 1.227.713.792 |
| 7 01 7.01.0.00.0.00.03.0004 | Kelurahan Sapiran | 0 | 433.412.488 | 8.000.000 | 0 | 0 | 441.412.488 | 0 | 458.876.708 | 8.000.000 | 0 | 0 | 466.876.708 |
| 7 01 7.01.0.00.0.00.03.0005 | Kelurahan Kubu Tanjung | 0 | 705.418.722 | 8.000.000 | 0 | 0 | 713.418.722 | 0 | 695.389.442 | 12.000.000 | 0 | 0 | 707.389.442 |
| 7 01 7.01.0.00.0.00.03.0006 | Kelurahan Pakan Labuah | 0 | 746.599.716 | 8.000.000 | 0 | 0 | 754.599.716 | 0 | 784.608.962 | 25.000.000 | 0 | 0 | 809.608.962 |
| 7 01 7.01.0.00.0.00.03.0007 | Kelurahan Ladang Cakiah | 0 | 609.366.996 | 8.000.000 | 0 | 0 | 617.366.996 | 0 | 538.942.306 | 8.000.000 | 0 | 0 | 546.942.306 |
| 7 01 7.01.0.00.0.00.03.0008 | Kelurahan Parit Antang | 0 | 805.691.292 | 14.000.000 | 0 | 0 | 819.691.292 | 0 | 802.842.150 | 18.000.000 | 0 | 0 | 820.842.150 |
| 8 | UNSUR PEMERINTAHAN UMUM | 0 | 8.936.807.835 | 108.099.000 | 0 | 0 | 9.044.906.835 | 0 | 13.074.433.266 | 166.281.700 | 0 | 0 | 13.240.714.966 |
| 8 01 | KESATUAN BANGSA DAN POLITIK | 0 | 8.936.807.835 | 108.099.000 | 0 | 0 | 9.044.906.835 | 0 | 13.074.433.266 | 166.281.700 | 0 | 0 | 13.240.714.966 |
| 8 01 8.01.0.00.0.00.06.0000 | Badan Kesatuan Bangsa dan Politik | 0 | 8.936.807.835 | 108.099.000 | 0 | 0 | 9.044.906.835 | 0 | 13.074.433.266 | 166.281.700 | 0 | 0 | 13.240.714.966 |
| TOTAL | | 751.259.153.894 | 722.027.946.307 | 97.469.862.448 | 5.000.000.000 | 9.450.620.000 | 833.948.428.755 | 733.692.996.334 | 721.468.847.488 | 79.095.716.534 | 1.000.000.000 | 9.450.620.000 | 811.015.184.022 |




Wakil Walikota Bukittinggi

MARFENDI

KOTA BUKITTINGGI
RINGKASAN PERUBAHAN APBD YANG DIKLASIFIKASI MENURUT URUSAN PEMERINTAHAN DAERAH DAN ORGANISASI
TAHUN ANGGARAN 2023

| Kode | Urusan Pemerintahan Daerah | Sebelum Perubahan | | | | | | Sesudah Perubahan | | | | | |
|-----------------------------|------------------------------------|------------------------|------------------------|-----------------------|----------------------|----------------------|------------------------|------------------------|------------------------|-----------------------|----------------------|----------------------|------------------------|
| | | Pendapatan | Belanja | | | | Pendapatan | Belanja | | | | | |
| | | | Belanja Operasi | Belanja Modal | Belanja Tak Terduga | Belanja Transfer | | Jumlah Belanja | Belanja Operasi | Belanja Modal | Belanja Tak Terduga | Belanja Transfer | Jumlah Belanja |
| 7 01 7.01.0.00.0.00.03.0000 | Kecamatan Aur Birugo Tigo Baleh | 0 | 9.513.341.553 | 2.249.000.000 | 0 | 0 | 11.762.341.553 | 0 | 9.681.148.090 | 364.735.200 | 0 | 0 | 10.045.883.290 |
| 7 01 7.01.0.00.0.00.03.0001 | Kelurahan Belakang Balok | 0 | 881.714.464 | 8.000.000 | 0 | 0 | 889.714.464 | 0 | 876.274.796 | 8.000.000 | 0 | 0 | 884.274.796 |
| 7 01 7.01.0.00.0.00.03.0002 | Kelurahan Birugo | 0 | 805.902.186 | 8.000.000 | 0 | 0 | 813.902.186 | 0 | 818.960.812 | 9.700.000 | 0 | 0 | 828.660.812 |
| 7 01 7.01.0.00.0.00.03.0003 | Kelurahan Aur Kuning | 0 | 1.211.013.862 | 8.000.000 | 0 | 0 | 1.219.013.862 | 0 | 1.220.213.792 | 7.500.000 | 0 | 0 | 1.227.713.792 |
| 7 01 7.01.0.00.0.00.03.0004 | Kelurahan Sapiran | 0 | 433.412.488 | 8.000.000 | 0 | 0 | 441.412.488 | 0 | 458.876.708 | 8.000.000 | 0 | 0 | 466.876.708 |
| 7 01 7.01.0.00.0.00.03.0005 | Kelurahan Kubu Tanjung | 0 | 705.418.722 | 8.000.000 | 0 | 0 | 713.418.722 | 0 | 695.389.442 | 12.000.000 | 0 | 0 | 707.389.442 |
| 7 01 7.01.0.00.0.00.03.0006 | Kelurahan Pakan Labuah | 0 | 746.599.716 | 8.000.000 | 0 | 0 | 754.599.716 | 0 | 784.608.962 | 25.000.000 | 0 | 0 | 809.608.962 |
| 7 01 7.01.0.00.0.00.03.0007 | Kelurahan Ladang Cakiah | 0 | 609.366.996 | 8.000.000 | 0 | 0 | 617.366.996 | 0 | 538.942.306 | 8.000.000 | 0 | 0 | 546.942.306 |
| 7 01 7.01.0.00.0.00.03.0008 | Kelurahan Parit Antang | 0 | 805.691.292 | 14.000.000 | 0 | 0 | 819.691.292 | 0 | 802.842.150 | 18.000.000 | 0 | 0 | 820.842.150 |
| 8 | UNSUR PEMERINTAHAN UMUM | 0 | 8.936.807.835 | 108.099.000 | 0 | 0 | 9.044.906.835 | 0 | 13.074.433.266 | 166.281.700 | 0 | 0 | 13.240.714.966 |
| 8 01 | KESATUAN BANGSA DAN POLITIK | 0 | 8.936.807.835 | 108.099.000 | 0 | 0 | 9.044.906.835 | 0 | 13.074.433.266 | 166.281.700 | 0 | 0 | 13.240.714.966 |
| 8 01 8.01.0.00.0.00.06.0000 | Badan Kesatuan Bangsa dan Politik | 0 | 8.936.807.835 | 108.099.000 | 0 | 0 | 9.044.906.835 | 0 | 13.074.433.266 | 166.281.700 | 0 | 0 | 13.240.714.966 |
| TOTAL | | 751.259.153.894 | 722.027.946.307 | 97.469.862.448 | 5.000.000.000 | 9.450.620.000 | 833.948.428.755 | 733.692.996.334 | 721.468.847.488 | 79.095.716.534 | 1.000.000.000 | 9.450.620.000 | 811.015.184.022 |

Wakil Walikota Bukittinggi

| No. | JABATAN | PARAF | TANGGAL |
|-----|-------------|---|-----------|
| 1 | SEKDA |  | 01/11/23 |
| 2 | ASISTEN I |  | 01/11/23 |
| 3 | KABAG HUKUM |  | 1/11/2023 |

MARFENDI